



Beginner Readers

Learning to read is easy and fun with Goanna Tales!

Billy And
The Bush Gang
BOOK 2



What do you eat for breakfast?

Read these turkey words:



of	made	into	have	want	for
new	back	then	so	down	but
over	said	from	what	like	off

Can you see them in the story. Point to them as you read along.

Find out what everyone eats for breakfast...

Goanna			
Kookaburra			
Billy			
Jules			
Possum			
You			



You can look in the story for clues!



Goanna Tales - Steps to Reading

- After you have read **Bacon for Breakfast**, use your skills to choose a reader.
- Read the book as if it were a picture. Talk about what the pictures show and what the story may be about.
- Read the sentences on each page together. Repeat words and sound them out. Allow your child to read out words and pictures and discuss as you go. Point to the words and your child can read with you. Let your child read the first or last line of the book.
- Ask your child to read words in the text. Give clues to guide them.
- Repeat the words with the goanna. Read the story together again.
- When the reading is completed, draw or color the story.



Basic High Frequency words	Isolated words
isolate	isolate
the	the
to	to
and	and



Goanna Tales - Steps to Reading

- After you have read **Bacon for Breakfast**, use your skills to choose a reader.
- Read the book as if it were a picture. Talk about what the pictures show and what the story may be about.
- Read the sentences on each page together. Repeat words and sound them out. Allow your child to read out words and pictures and discuss as you go. Point to the words and your child can read with you. Let your child read the first or last line of the book.
- Ask your child to read words in the text. Give clues to guide them.
- Repeat the words with the goanna. Read the story together again.
- When the reading is completed, draw or color the story.

Basic High Frequency words	Isolated words
isolate	isolate
the	the
to	to
and	and



Goanna Tales - Steps to Reading

- After you have read **Bacon for Breakfast**, use your skills to choose a reader.
- Read the book as if it were a picture. Talk about what the pictures show and what the story may be about.
- Read the sentences on each page together. Repeat words and sound them out. Allow your child to read out words and pictures and discuss as you go. Point to the words and your child can read with you. Let your child read the first or last line of the book.
- Ask your child to read words in the text. Give clues to guide them.
- Repeat the words with the goanna. Read the story together again.
- When the reading is completed, draw or color the story.

Basic High Frequency words	Isolated words
isolate	isolate
the	the
to	to
and	and

Steps To Reading...

- Read the story book, **Bacon For Breakfast** together with your child
- Talk about the pictures and the story
- Play with the magnetic words and find them highlighted throughout the story
- Complete the activity page together in the back of the story book
- Choose a reader and look for picture clues while reading
- Read together again and again
- For more ideas follow the reading guide inside this pack

Read a Goanna Tales story to your child and soon they will be reading it back to you!
Made in Australia

